

REFERENCES: LUKE 19:1-10; *THE DESIRE OF AGES*, PP. 552-556.

Zacchaeus Climbs a Tree

Memory Verse:

“God is love.” 1 JOHN 4:8, NIV.

The Message:

Jesus loves me all the time.

Parents:

By the end of this month you can help your child

Know that Jesus loves them all the time.

Feel accepted and loved by God.

Respond by thanking God for His love.



Kip cannot see in the nest. He will climb on the stool. Once a little man climbed high to see Jesus.

Zacchaeus is a
little man.


[Point to Zacchaeus.]

He is not tall. But
Zacchaeus lives in a
big house. *[Point to his
house.]*

“I want Jesus
to come to my house,”
Zacchaeus says. “But
sometimes I am not
good. Maybe Jesus
does not love me.”

Will Jesus go home
with Zacchaeus?










Jesus is coming today,"
Zacchaeus says.

[Point to Zacchaeus.]

"I will go see Him."

So Zacchaeus puts
on his hat. *[Wrap a
thin towel or scarf
around child's head.]*

"Goodbye,"
Zacchaeus says. "I'm
going to see Jesus."
*[Wave goodbye; walk
around the room.]*



Jesus is coming!"
the people
shout.

[Whisper, finger
to lips.] "See Jesus!"
[Point to Jesus.]

But Zacchaeus
cannot see Jesus.
[Shake head; use sad
voice.] Zacchaeus is
too short.

Zacchaeus stands
on tiptoe. [Stand on
tiptoe; shade eyes.]
Zacchaeus still
cannot see.









Climb, Zacchaeus,
climb! *[Lift your
child high in your arms.]*
Climb up in the tree.
Now Zacchaeus is not
too short. See how
high he climbs!

Look, Zacchaeus,
look! What do you
see? *[Point to objects
in the picture and help
the child name them.]*



Walking, walking. *[Child stands on a chair.]*
Jesus is walking by.
Zacchaeus sees Jesus going by. *[Walk beside child's chair.]*

Jesus stops. *[Stop walking.]* Jesus looks up in the tree. *[Look at child.]* “Hello, Zacchaeus in the tree.” *[Touch your child's nose; make your child laugh.]*









Jesus smiles at
Zacchaeus.
[Smile at child.]
Zacchaeus smiles
back.

“Zacchaeus!” Jesus
calls. “Come down!
Come down! I am
going to your
house today.”

*[Help child jump
down.]* Yea for
Zacchaeus! Jesus
loves him all the
time! *[Clap.]*



So Jesus goes
to Zacchaeus's
house. *[Point to
Zacchaeus and Jesus.]*
Because Jesus loves
Zacchaeus all the
time.

Jesus loves you
and me all the time
too! *[Pick up your
child and swing him
or her high.]*





Do & Say

Climb a chair, the stairs, or a small tree while holding your child. Talk about how Zacchaeus climbed the tree to see Jesus.

Go for a walk and look at the trees. Collect leaves from different trees. Put them between newspaper and place them under a weight to press them.

Sing together "Jesus Loves Me." Insert your child's name. Say: God loves us all the time.

Help your child glue some leaves to a card and write "God Loves You" on it. Give the card to a family member or friend. Say together: God loves us all the time.

Find pictures of animals and their homes. Talk about God's love and care for animals. Say: God loves us all the time.

Let your child invite a friend to dinner. Have your child help set the table.

Study these suggestions for something to do each day. Select those that are appropriate for your child's developmental stage and repeat them often.




Tell your child to jump for joy as Zacchaeus did when he heard that Jesus was coming to his house. Sing “Zacchaeus Was a Wee Little Man.”

Zacchaeus was a small man. How many small things can you and your child find in the room you are in? Count them together.

Help your child look in a mirror and make the kind of face Zacchaeus had when he heard that Jesus was coming to his house.



Make a leaf rubbing to share with a friend. Sing about Zacchaeus while you work.



Help your child measure something tall and something small. Measure your child’s height. Tall or small?

Visit a friend, just as Jesus visited Zacchaeus.

Let your child help you cut celery into two-inch (5-centimeter) sticks. Fill with peanut butter and put raisins on top. Serve them as a special treat for the rest of the family.

Ask your child, What special food would you want to serve if Jesus were coming to our house? Let your child help prepare and serve it for Sabbath dinner.

Help your child make “binoculars” by taping together two empty toilet paper rolls. Paint or decorate them. Use them to “look up” into trees.

Lesson 2

God Is Love

SUSAN DAVIS (ADAPTED)

SUSAN DAVIS

Love, God is love; Love, God is love. God loves

The first line of the musical score is in 3/4 time. The treble staff contains the melody with lyrics underneath. The bass staff provides a harmonic accompaniment. Chords are indicated above the treble staff: C, F, C, C, G7, C, and F.

Bob-by* and Da-vid* and Su-sie* be - cause God is love.

The second line of the musical score continues the melody and accompaniment. Chords are indicated above the treble staff: F, C, C, Cdim, G, Dm, and C.

*Use the names of children in your class.